

The Correlation of Eighth Grade Students' Confidence Level and Speaking Skill at SMP YAPIPA Serpong, Tangerang

Laras Sati¹, Nargis², Abdul Rohim³

English of Education Department, Universitas Muhammdiyah Tangerang, Tangerang City

Larassirilnew@gmail.com Nargis@umt.ac.id AbdulRohim@umt.ac.id

Abstract

This research aim to find out the correlation between students' confidence level and their speaking skill on the eighth grade students of SMP YAPIPA. The research was conducted at SMP YAPIPA, the subject of this research was the students on the eighth grade in class VIII A have 31 students and VIII B have 34 students. The total of the respondents are 65 students. In this research the researcher used quantitative survey research. Technique collecting data in this research with using questionnaires confidence level consist of 64 questions and monologue for speaking test. The regression significance test it could be seen that the score of F were 0.342 and the significant were 0.561, the df 1:63 = 64 (4.00) in significant 5% the explanation $0.342 < 0.561$. The result of tobserve was about 0.589 and ttable result were 1.99. If the result ($0.561 < 1.99$) means there is no significant correlation between students' confidence level and speaking skill.

Keyword: Students' confidence level, Speaking Skill, Monologue Speaking test

Abstrak

Penelitian ini bertujuan untuk mengetahui adakah hubungan korelasi antara tingkat kepercayaan diri siswa dengan kemampuan berbicara bahasa Inggris siswa pada kelas delapan SMP YAPIPA. Penelitian ini diadakan di SMP YAPIPA pada kelas delapan VIII A terdapat 31 siswa dan VIII B terdapat 34 siswa. Pada penelitian ini, peneliti menggunakan metode penelitian kuantitatif survey. Dalam penelitian ini untuk teknik pengolahan data menggunakan kuesioner tingkat kepercayaan diri yang terdiri dari 46 pertanyaan dan monologue untuk test berbicara. regresi bisa dilihat dari nilai F 0.342 dan significant 0.561, df 1: 63 (4.00) 5% dengan penjelasan $0.342 < 0.561$. hasil dari tobserve 0.589 dan ttable 1.99. dalam pengertian ($0.561 < 1.99$) penjelasan dari hasil tersebut adalah tidak ada korelasi antara tingkat kepercayaan diri siswa dengan kecakapan berbicara bahasa Inggris siwa.

Kata Kunci: Tingkat Kepercayaan diri Siswa, Kecakapan Berbicara, Test kecakapan berbicara dengan monolog

INTRODUCTION

English is one of the widely used international languages. English has been the most commonly spoken in international communication. The people all over the world speak the language when they meet one another in every international meeting, workshop, or conference. All countries in the world have set the language as one of the compulsory subject studied at school. As a language is used as a tool of communication, the ability of speaking or communicating with others takes an important role. People should know how to express thoughts, opinions, feelings, and ideas through the language.

Based on Bueno, Madrid and McLaren (2006), "It is believed that speaking is the most important of the four language skills. Many learners state that they have spent so many years studying English language but cannot speak it appropriately and understandably. (Lai and syeedeh 2017,p.35). In the other words, speaking is the most important and difficult language skill from the other one. It takes many times to master oral language.

According to littlewood (2007) asserts that a foreign language classroom to can create inhibitions and anxiety easily. (Lai and Syedeeh 2016,p.36). In other word, the students' anxiety in the foreign classroom it comes from the students' confidence level and low of motivation in learning english especially in speaking skill.

Bandura (1997) states the more generalised form of self confidence, where there is a generalised belief in one's ability. (Luke, Ngo,Tom, 2016.p.170). In addition confidence level is how far people belief of their own abilities, the purpose in their life and belief to themself that able to achieve the goals. Self confidence is very important for us, with self confidence we belief to ourself to do something and make it succes. Self confidence has so many effect in learning and teaching activities, especially in the foreign classroom.

The student feel that english is difficult to learn and the student not confidence with their ability and afraid of making mistake. The student find the difficult to speak, because they are afraid to do so. This is even more problematic when it comes to young learners and adults as there is the common fear of making a fool of themselves in front of their peers. Moreover, the student may not speak english in the classroom because they are hesitant and shy to speak in front of their own friends, parents and their teacher. It is connected with their self confidence to speak english. Moreover, it can be influence of students activities in the learning, the activities are difficulties to delivery the material, have a low motivation, and do not tried to confident to speak english.

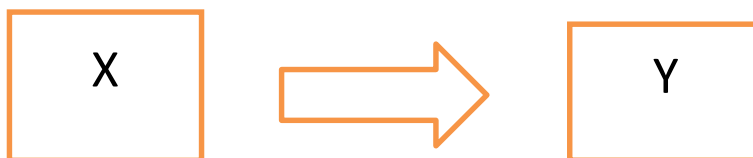
In speaking, there are some type of speaking such as Initiative, Intensive, Responsive, Interactive and Extensive. in this research the researcher has the conclusion from the types of speaking, the types of speaking is kind of speaking that in each type has the difference from the assess, performance, aim and

style. Before do the test, the researcher should know which one of the type of speaking that suitable for the students and the result of the communication or oral test will more effective and assertive. In this research the researcher use monologue as type of test the students' ability. The researcher use extensive of type speaking classroom because the student can express thier ability doing the oral presentation. The student have the opportunity to intercation with the listener from thier oral presentation. Give and sharing the information to the audience.

RESEARCH METHOD

The research use quatitative survey method as the methodology of the research. The design of this research is a correlation study. The objective of this research is to find out the significant correlation between students' confidence level (X) variable and students' speaking skill (Y) variable. According to Riadi (2015, p.140) Correraltion analysis is one of analysis that aim to know the relationship of two variables or more. Independent variable or as we know (X) with depend variable or (Y). In this research the researcher does not do the treatment or other activities to the depend variable. In addition the correlation is the research which is aim to know is there any relationship between two different variable or more and determine the relationship of level the variables.

In this resarch the dependent variable is Y and independent variable is X. The design of the research is:



Explanation:

X : Self Confidence

Y : Speaking Skill

RESEARCH AND DISSCUSSION

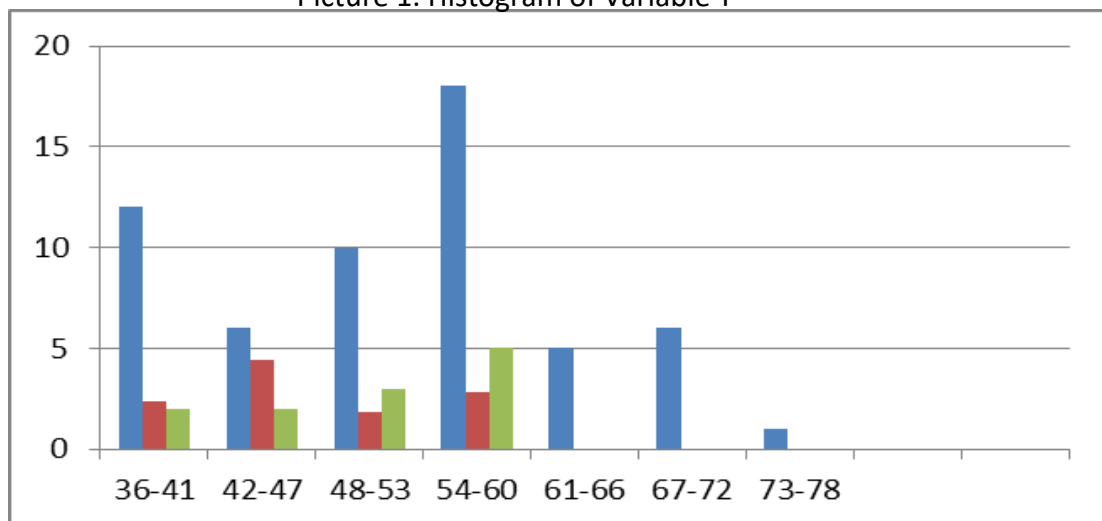
The research was done in two classes, those are 8A and 8B and the total of the respondents are 65 Students.

Table 1. The table frequency of variable Y

No	Interval	Frequency	Xi	Percentage of frequency	Class of the limit lower	Class of the limit upper
1	30-35	7	33.6	10.7	29.5	35.5
2	36-41	12	40	18.4	35.5	41.5
3	42-47	6	45	9.24	41.5	47.5
4	48-53	10	100	15.3	47.5	53.5
5	54-60	18	30.9	27.7	53.5	60.5
6	61-66	5	65	7.70	60.5	66.5
7	67-72	6	70	9.24	66.5	72.5
8	73-78	1	73	1.53	72.5	78.5
		65		100%		

To make the interval of the data is clearly. More explained with the histogram:

Picture 1. Histogram of Variable Y



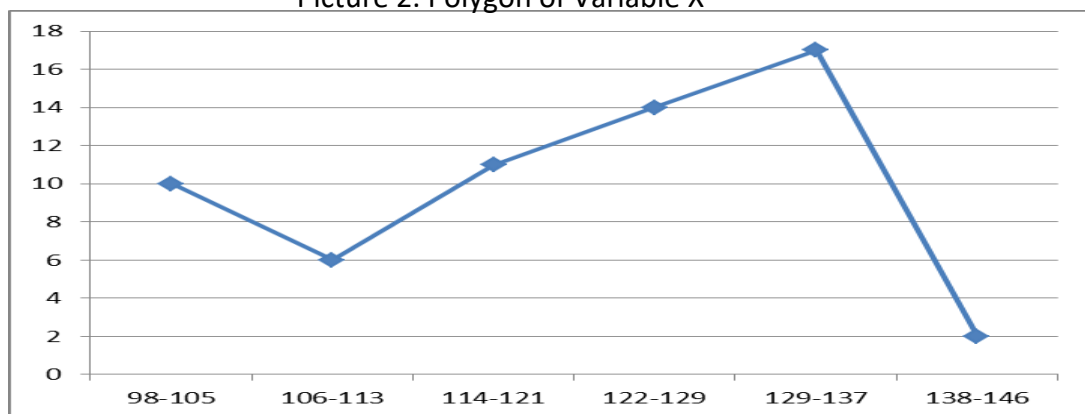
The explanation of histogram of independent variable (Speaking Skill), the total respondents are 65 students and have 8 range of the score. Based on the histogram , it can describe the students who got score from 36-41 are 7 students, 36-41 are 12 students, 42-47 are 6 students, 48-53 are 10 students, 54-60 are 18 students, 61-66 are 5 students, 67-72 are 6 students and the last one 73-78 only 1 students.

Table 2. The table frequency of variable X

No	Interval	Frequency	Xi	Percentage of frequency	Class of the limit lower	Class of the limit upper
1	90-97	5	95	7.69	89.5	97.5
2	98-105	10	108	15.38	97.5	105.5
3	106-113	6	112	9.23	105.5	113.5
4	114-121	11	125	16.92	113.5	121.5
5	122-129	14	136	12.53	121.5	129.5
6	130-137	17	147	26.15	129.5	137.5
7	138-146	2	140	3.07	137.5	146.5
		65	100%			

To make the interval of the data is clearly, more explained with the polygon:

Picture 2. Polygon of Variable X



After all of the scores in test of data analysis were finding. The reseracher would to test the correlation and the T-test. The correlation test by using SPSS Program version 20. It could be seen below:

Table 3. Correlation Analysis

Model	R	R Squar e	Adjuste d R Square	Std. Error of the Estimate	Change Statistic				
					R Squar e Change	F Chang e	df 1	df 2	Sig. F Chang e
1	,074	,005	-,010	11,48831	.005	,342	1	63	,561

- a. Predictors: (constant), Speaking Skill
- b. Dependt Variable: Self Confidence

Based on the calculation above, it shows that the correlation index X and Y variable there were 0.074. the result of the observe for the interpreting “r” product moment which get from the analysis is giving the interpretation correlation index product moment by using these criteria based on Arikunto

Table 4. Interpretation of “r”

“r” score of Product Moment	Interpretation
0.80-1.00	Very strong or perfect correlation
0.60-0.80	Strong correlation
0.40-0.60	Medium correlation
0.20-0.40	Low correlation
0.00-0.20	Considered as no correlation

The researcher conclude, the score of correlation and based on the criteria interpretation of “r” 0.00-0.20 (0.074). it means that were negative correlation of the variable x and y, and the explanation is the students who have the high in self confidence and it does not have correlation to their speaking skill. from the score of the correlation above, the correlation is considered as no correlation.

$$\begin{aligned}
 &= \frac{r \sqrt{n - 2}}{\sqrt{1 - r^2}} \\
 t &= \frac{0.074 \sqrt{65 - 2}}{\sqrt{1 - 0.074^2}} \\
 &= \frac{0.074 \sqrt{63}}{\sqrt{1 - 0.00547}} \\
 &= \frac{0.074 \cdot 7.93}{0.994} \\
 &= \frac{0.586}{0.996} = 0.589
 \end{aligned}$$

The researcher use t-test to know the result is significant or not and from the analysis above, the researcher got the T-test was 0.589 . From the calculation above, the correlation between x variable and y variable Was negatif. The result of rxy was 0.074, it is in range 0.00-0.20. it means the correlation between two variables has negative correlation. The result of toobserve was about 0.589 < Ttable. The Ttable df n-2 in level 5% there were df= 65-2 = 63, and the Ttable there were 1.99. it means that (0.589 < 1.99) the explanation there is no significant correlation between students’ confidence level and speaking skill.

CONCLUSION

From all the result of the t-test above where to observe $t < t_{table}$ ($0.074 < 1.99$), the researcher stated that null hypothesis (H_0) was accepted and the alternative hypothesis (H_a) was rejected. It means there is no significant correlation between students' confidence level and speaking skill at SMP YAPIPA Tangerang with the 'r' score there were 0.074. The range of 0.0074 is in the range 0.00-0.20 which mean considered as no correlation.

According to Nikolas (2018) "the correlation coefficient may not always be a suitable" it can be conclude not all of the result correlation has the positive significant correlation, the result may negative and positive correlation, it depend on the scores' of the respondents, the data, the formula etc. Mostly, the people have perception that all of the result of the correlation always has a positive correlation between two variables. The researcher concluded there is no correlation between students who have high self confidence and their speaking skill, it means there is no relationship in this research.

REFERENCES

- Arikunto, S. (2010). *Prosedur Penelitian*. Jakarta: Rineka Cipta
- Brown, H, T. (2004). *Language Assessment*. United States of America: Pearson Education
- Bygate, M. (1997). *Speaking*, Oxford : Oxford University Press.
- Gilakanji, A. (2016). *English Pronunciation Instruction: A Literature Review*. Vol 1, no.1
- Greenarce, L. (2014). *Self Confidence And The Ability To Influence*, Vol 18 Number 2.
- Harmer, J. (200). *How To Teach English*, England: Pearson Education Limited.
- Hughes, A. (2003). *Testing For Language Teacher*: United Kingdom: Cambridge University Press.
- Komara, B. (2016). *Hubungan antara Kepercayaan Diri dengan Prestasi Belajar dan Perencanaan Karir Siswa*. Vol. 5, No. 1
- Leong dan Ahmadi. (2017). *An Analysis of Factors Influence Learners' English Speaking Skill*. Pages 34.
- Luoma, S. (2004). *Assesing Speaking*. United Kingdom: Cambridge University Press.
- Lof, H. (2010). *Self Confidence Becoming a Better Person*, Vol 3.

P-ISSN: 2301-9913, E-ISSN: 2597-9132,

DOI: <http://dx.doi.org/10.31000/globish.v7i2>

Nikolas, S (2018). "Coefficient Correlation" Accessed on 5 October 2018 (20.00)
<https://www.investopedia.com/ask/answers/032515/what-does-it-mean-if-correlation-coefficient-positive-negative-or-zero.asp>

Purnamaningsih, Siska, Sudarjo. (2003). Kepercayaan diri Dan Kecemasan Komunikasi Interpersonal Pada Mahasiswa. Jurnal Psikologi NO. 2, 67 – 71

Riadi, E. (2014). Metode Statistika Parametrik dan Non Parametrik, Jakarta: Pustaka Mandiri

Sharma, A. (2016). "Learning More about English Language" Accesed on 23 October 2018 (20.21) <http://www.ukenglish.org.uk/english-one-of-the-most-widely-spoken-languages/>

Sugiyono. (2016). Metode Penelitian Kualitatif, Kuantitatif, R&D, Bandung: Alfabeta.

Sundayana, R. (2016). Statistika Penelitian Pendidikan: Alfabeta.

Sunarto dan Hartono. (2006). Pengembangan Peserta Didik, Jakarta: Rineka Cipta.

Syah, M. (2000). Psikologi Pendidikan, Bandung: Rosdakarya Remaja

Wanda, I. "Angket Percaya Diri" Accessed on 15 April 2018 (11:40)
<https://illarezkiwanda.blogspot.co.id/2012/05/angket-percaya-diri.html?showComment=1523355758350#c7403604051889751335>